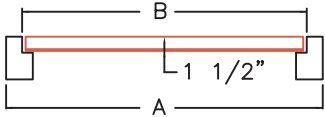
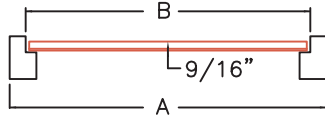

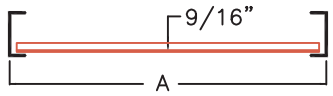
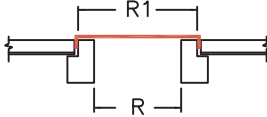
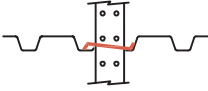
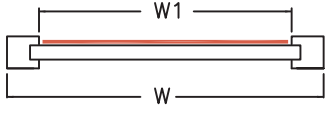
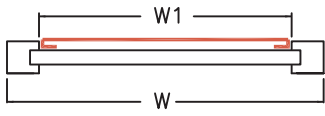
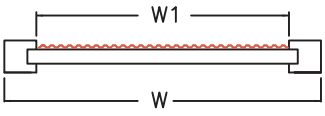



# Fire Barriers Types

Plane	Type	Design	Product	Notes
Horizontal	<b>H1</b>		B-Deck	Load bearing
Horizontal	<b>H2</b>		S-Deck	Non load bearing
Horizontal	<b>H3</b>		Sheet	Flanged front & rear
Horizontal	<b>H4</b>		S-Deck	Sits on channel flanges
Horizontal	<b>F1</b>		Sheet	Cap over back to back longitudinal flue space
Horizontal	<b>F2</b>		Sheet	Cap over frame transverse flue space
Vertical	<b>V1</b>		Sheet	
Vertical	<b>V2</b>		Sheet	Hemmed long edges
Vertical	<b>V3</b>		S-deck	
Vertical	<b>V4a</b>		Sheet	Hemmed long edges

Notes: Thickness of all products will be 22 gauge (min.) as required by fire codes. Contact DACS for fastening details.



**direct sales:**  
**757-337-5005**  
 gsmith@dacsinc.com

**dealer sales:**  
**800-909-4937**  
 dswanson@dacsinc.com